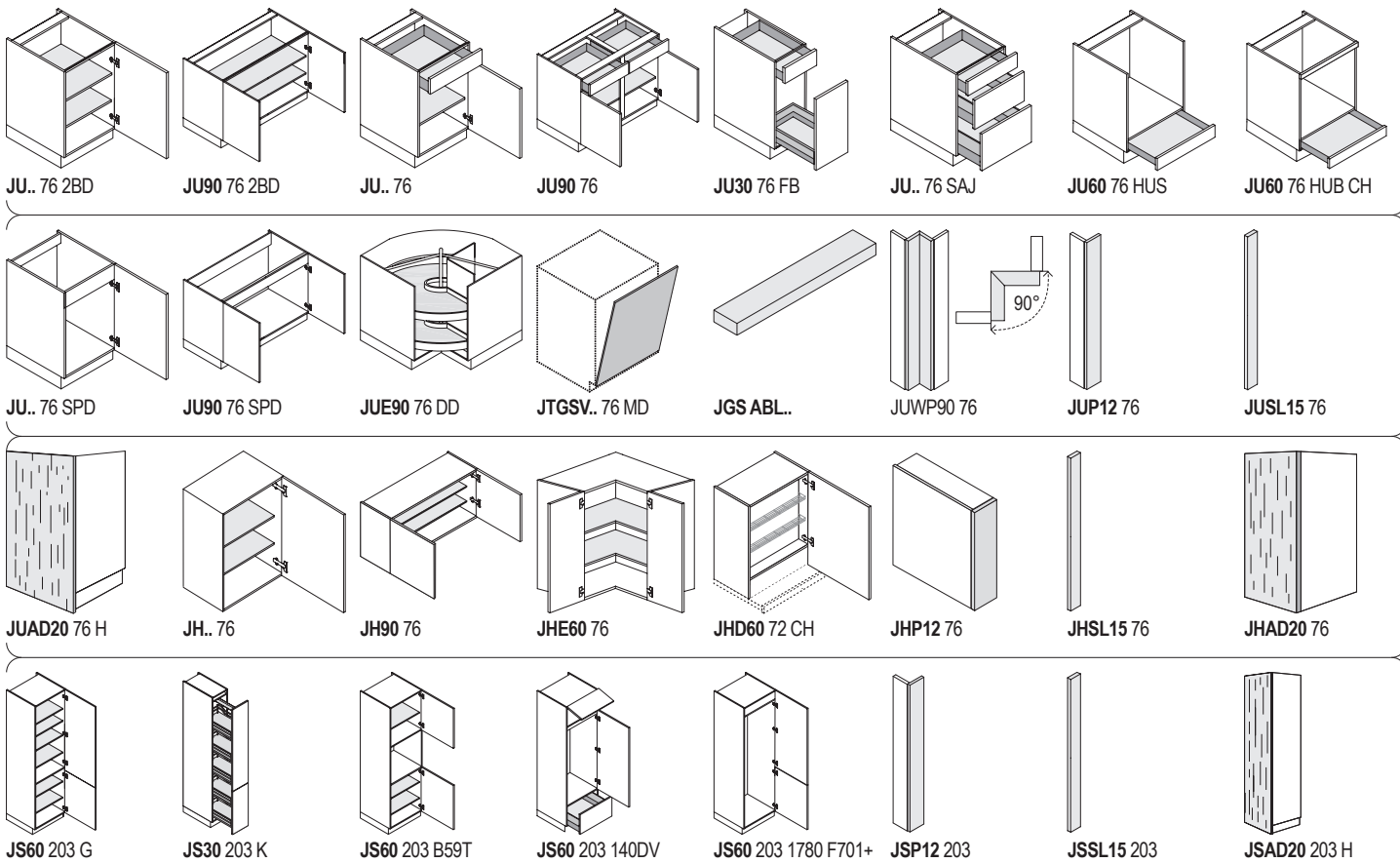


Dealer



■ Valid for orders send from April 01st 2024.

■ Net Pricelist, 10 days net.

■ All units stocked in Löhne. The goods are ready for collection on the 2nd working day (from 10 a.m.) after the timely order; Orders must be received clearly, without any questions by 12:00 p.m. so that commission-based control of all commission accessories (handles, base feet, cover caps, etc.) is guaranteed.

■ Delivery by arrangement / agreement with the next possible tour; please note the minimum order value € 1000 net purchase price; under € 172 net surcharge for small quantities.

- Frontcolour: Mila 10202 Premium white
- Carcase colour: U1-142 Premium white
- Without worktop

■ Drawer: INTIVO white

■ Pull-out: INTIVO white and boxesides in clear glass

■ Handles free selectable, (1 handle per movable front part), Handlersion (Please enter the handle number):



⚠ Except handle 598, 693, 793 and 798 such as MGPB + MPGL.



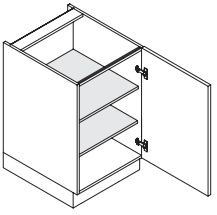
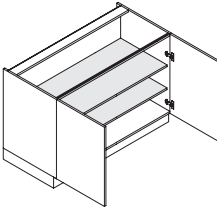
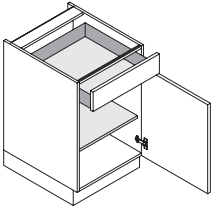
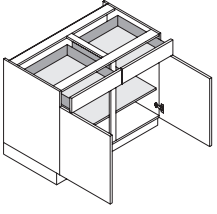
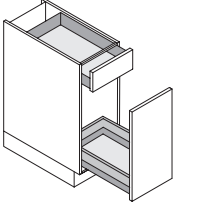
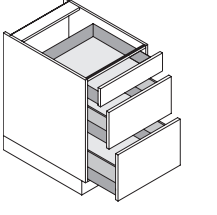
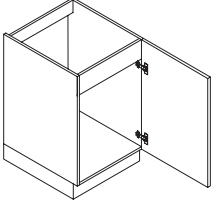

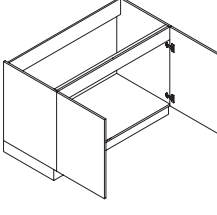
⚠ Front undrilled

■ Plinth panel: Length 2500 or 4000 mm with returns, Height 150 mm, Colour U1-142 Premium white

■ Plinth feet (please mark the plinth feet height):
 75 mm 105 mm 125 mm 150 mm

Carcase height: 6R - 762 mm
Carcase depth: 562 mm

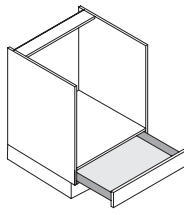
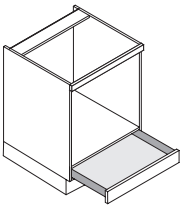
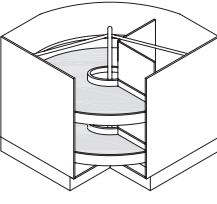
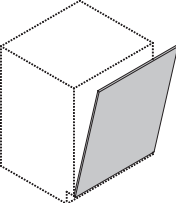
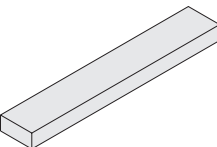
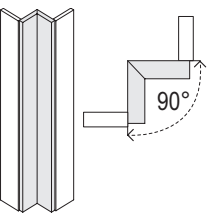


PG1 Mila 10202 Premium white
U1 142 Premium white

| | Article No. | Width in cm | Hinging | € | Items | € |
|--|---|-------------|---------|-----|----------|-------|
| | | | | | quantity | total |
| Base unit 1 continuous door 2 adjustable shelves  | JU45 | 76 2BD | L | 172 | | |
| | JU45 | 76 2BD | R | 172 | | |
| | JU60 | 76 2BD | L | 186 | | |
| | JU60 | 76 2BD | R | 186 | | |
| Base unit 2 continuous doors 2 adjustable shelves  | JU90 | 76 2BD | | 278 | | |
| Base unit 1 drawer 1 door 1 adjustable shelf  | JU45 | 76 | L | 208 | | |
| | JU45 | 76 | R | 208 | | |
| | JU60 | 76 | L | 232 | | |
| | JU60 | 76 | R | 232 | | |
| Base unit 2 drawers 2 doors 1 adjustable shelf  | JU90 | 76 | | 380 | | |
| Base unit 1 drawer 1 front pull-out Please order bottle rack FK separately, see chapter accessories.  | JU30 | 76 FB | | 324 | | |
| | Base unit 1 drawer 1 pull-out 1 jumbo-sized pull-out  | JU40 | 76 SAJ | | 370 | |
| JU45 | | 76 SAJ | | 386 | | |
| JU60 | | 76 SAJ | | 414 | | |
| JU90 | | 76 SAJ | | 521 | | |
| Sink base unit 1 continuous door 1 inside panel Bottom shelf shorter at back for Aquastop. Without back panel.  | JU45 | 76 SPD | L | 158 | | |
| | JU45 | 76 SPD | R | 158 | | |
| | JU60 | 76 SPD | L | 172 | | |
| | JU60 | 76 SPD | R | 172 | | |
|  Usable inside depth: approx. 480 mm Sink base unit 2 doors with pin-joined panels 1 inside panel Bottom shelf shorter at back for Aquastop. Without back panel.  | JU90 | 76 SPD | | 254 | | |

Total € page 2

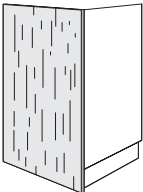

Carcase height: 6R - 762 mm
Carcase depth: 562 mm

PG1 Mila 10202 Premium white
U1 142 Premium white

| | Article No. | Width in cm | Hinging | € | PG1 Mila 10202 Premium white U1 142 Premium white | |
|--|-------------|-------------|---------|-----|--|---------|
| | | | | | Items quantity | € total |
| Oven housing Aperture size: 590 mm 1 drawer  | JU60 | 76 HUS | | 200 | | |
| Oven housing Aperture size: 590 mm 1 fixed front panel 1 drawer  | JU60 | 76 HUB CH | | 242 | | |
| Carousel corner base unit 2 continuous doors, entrained 1 carousel with 2 plastic shelves, pivotable through 360°, height of top shelf adjustable  | JUE90 | 76 DD | | 598 | | |
| Appliance front continuous for fully integrated dishwasher  | JTGSV45 | 76 MD | | 74 | | |
| | JTGSV60 | 76 MD | | 80 | | |
| Compensating strip (U1-142 Premium white) for fully integrated dishwasher with low overall height (In combination with TGSV45 76MD and TGSV60 76MD. Fitted above the appliance behind the furniture front.)  | JGSABL45 | | | 54 | | |
| | JGSABL60 | | | 56 | | |
| Corner filler 90°, front material (PG1 Mila 10202 Premium white) Angle: 90° Dimensions: 88 x 88 mm Planning dimension: 650 x 650 mm Returns right and left: 100 mm deep  | | JUWP90 76 | | 114 | | |
| Filler panel as sealer strip, front material, (PG1 Mila 10202 Premium white) Width: 125 mm One front edge finished, other front edge unfinished. Cut to size on site. Return on hinge side of cabinet: 100 mm deep.  | JUP12 | 76 | L | 76 | | |
| | JUP12 | 76 | R | 76 | | |
| Carcase filler panel, 16 mm thick flush with carcass Width: 150 mm Cut to size on site.  | JUSL15 | 76 | | 32 | | |
| | | | | | Total € page 3 | |

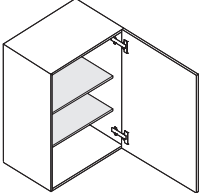
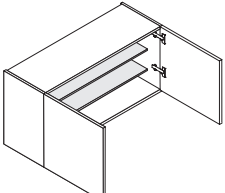
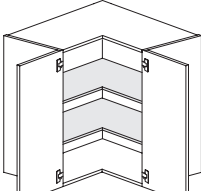
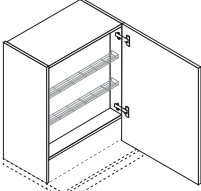

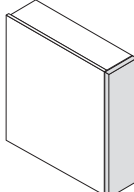

Carcase height: 6R - 762 mm
Carcase depth: 330 mm

PG1 Mila 10202 Premium white
U1 142 Premium white

| | Article No. | Width in cm | Hinging | € | PG1 Mila 10202 Premium white | |
|---|-------------|-------------|---------|----|------------------------------|---------|
| | | | | | Items quantity | € total |
| End panel (U1-142 Premium white) Decor vertical, with thick edge all around Height: 912 mm (6R + plinth) Depth: 620 mm  | JUAD20 | 76 H | | 74 | | |
|  Panel "overdeep" 620 mm / max. high for on-site adjustment. | | | | | | |

Carcase height: 6R - 762 mm
Carcase depth: 362 mm

PG1 Mila 10202 Premium white
U1 142 Premium white

| | Article no. | Width in cm | Hinging | € | PG1 Mila 10202 Premium white | |
|---|-------------|-------------|---------|-----|------------------------------|---------|
| | | | | | Items quantity | € total |
| Wall unit 1 door 2 adjustable shelves  | JH30 | 76 | L | 120 | | |
| | JH30 | 76 | R | 120 | | |
| | JH45 | 76 | L | 140 | | |
| | JH45 | 76 | R | 140 | | |
| | JH60 | 76 | L | 150 | | |
| | JH60 | 76 | R | 150 | | |
| Wall unit 2 doors 2 adjustable shelves  | JH90 | 76 | | 208 | | |
| | | | | | | |
| Corner wall unit 2 doors 2 adjustable shelves  | JHE60 | 76 | L | 258 | | |
| | JHE60 | 76 | R | 258 | | |
| Wall unit for flat extractor hood 1 door 2 wire mesh shelves 1 inside panel conceals waste air duct  | JHD60 | 72 CH | L | 324 | | |
| | JHD60 | 72 CH | R | 324 | | |
|  Special height 722 mm. | | | | | | |
| Filler panel as sealer strip, front material (PG1 Mila 10202 Premium white) closed at top and bottom and on the side facing Width: 125 mm One front edge finished, other front edge unfinished. Cut to size on site.  | JHP12 | 76 | L | 84 | | |
| | JHP12 | 76 | R | 84 | | |
| Carcase filler panel, 16 mm thick flush with carcass Width: 150 mm Cut to size on site.  | JHSL15 | 76 | | 32 | | |
| | | | | | | |

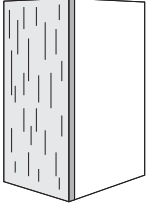

Total € page 4

6R - 762 mm

Wall units

Carcase height: 6R - 762 mm
Carcase depth: 362 mm

PG1 Mila 10202 Premium white
U1 142 Premium white

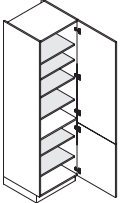
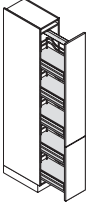
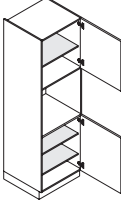
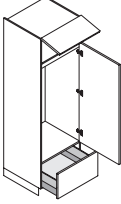
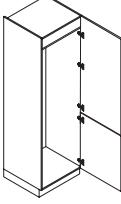


| | Article no. | Width in cm | Hinging | € | PG1 Mila 10202 Premium white U1 142 Premium white | |
|--|-------------|-------------|---------|----|--|---------|
| | | | | | Items quantity | € total |
| End panel (U1-142 Premium white) Decor vertical, with thick edge all around Height: 762 mm (6R) Depth: 402 mm  | JHAD20 | 76 | | 44 | | |
|  Panel "overdeep" 402 mm / max. high for on-site adjustment. | | | | | | |

16R - 2032 mm

Tall units

Carcase height: 16R - 2032 mm
Carcase depth: 562 mm

PG1 Mila 10202 Premium white
U1 142 Premium white



| | Article no. | Width in cm | Hinging | € | PG1 Mila 10202 Premium white U1 142 Premium white | |
|---|-------------|----------------|---------|-----|--|---------|
| | | | | | Items quantity | € total |
| Tall unit 2 doors 6 adjustable shelves 1 fixed shelf  | JS60 | 203 G | L | 398 | | |
| | JS60 | 203 G | R | 398 | | |
| | | 1267 | | | | |
| | | 759 | | | | |
| „Larder“ tall unit 1 pin-joined front pull-out 5 Arena-Classic wooden shelf boards 1 open compartment at top, 151 mm  | JS30 | 203 K | | 704 | | |
| | | 1267 | | | | |
| | | 759 | | | | |
| Appliance housing for oven Aperture size: 590 mm 2 doors 3 adjustable shelves  | JS60 | 203 B59T | L | 358 | | |
| | JS60 | 203 B59T | R | 358 | | |
| | | 759 | | | | |
| Appliance housing for fridge, 1 door Aperture size variable, adjustment on site. 878 mm, 1030 mm, 1225 mm, 1400 mm 1 flap door 1 door 1 pull-out  | JS60 | 203 140DV | L | 626 | | |
| | JS60 | 203 140DV | R | 626 | | |
| | | 232 | | | | |
| | | 1413 | | | | |
| | | 378 | | | | |
| Appliance housing for fridge-freezer combination Aperture size: 1780 mm 2 doors  | JS60 | 203 1780 F701+ | L | 404 | | |
| | JS60 | 203 1780 F701+ | R | 404 | | |
| | | 1267 | | | | |
| | | 759 | | | | |
|  Suitable for Liebherr FRIGOC 1780. Filler panel as sealer strip, front material, (PG1 Mila 10202 Premium white) Width: 125 mm One front edge finished, other front edge unfinished. Cut to size on site. Return on hinge side of cabinet: 100 mm deep  | JSP12 | 203 | L | 138 | | |
| | JSP12 | 203 | R | 138 | | |
| | | 2029 | | | | |


Total € page 5

16R - 2032 mm | Tall units

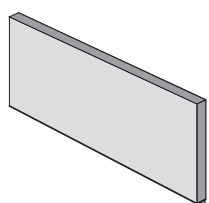
Carcase width: 16R - 2032 mm
Carcase depth: 562 mm

PG1 Mila 10202 Premium white
U1 142 Premium white

| | Article no. | Width in cm | Hinging | € | PG1 Mila 10202 Premium white U1 142 Premium white | |
|--|-------------|-------------|---------|-----|--|---------|
| | | | | | Items quantity | € total |
| Carcase filler panel, 16 mm thick flush with carcass Width: 150 mm Cut to size on site.  | JSSL15 | 203 | | 32 | | |
| End panel (U1 142 Premium white) Decor vertical, with thick edge all around Height: 2182 mm (16R with plinth) Depth: 620 mm  | JSAD20 | 203 H | | 166 | | |

 Panel "overdeep" 620 mm / max. high for on-site adjustment.

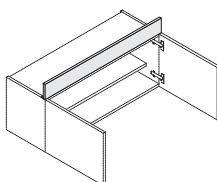
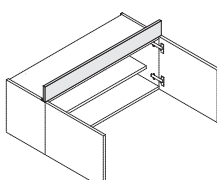
Plinth panel

| | Article no. | Width in cm | Hinging | € | PG1 Mila 10202 Premium white U1 142 Premium white | |
|--|-------------|-------------|---------|-----|--|---------|
| | | | | | Items quantity | € total |
| Plinth panel, 16 mm thick Standard height: 150 mm.  | JS 250 | | | 78 | | |
| J S 250: Standard length 2500 mm. With 2 x Returns. 2 outside corners 90°. J S 400: Standard length 4000 mm. With 3 x Returns. 3 outside corners 90°. | JS 400 | | | 116 | | |

Bottom with fixed sealer strip, top water-repellent sealing.

 Height adjustment on site.

Ceiling infill panels






| | Article no. | Width in cm | Hinging | € | PG1 Mila 10202 Premium white U1 142 Premium white | |
|--|-------------|-------------|---------|-----|--|---------|
| | | | | | Items quantity | € total |
| Ceiling panel, 16 mm thick Decor horizontal, no edge all round. Height: 150 mm / 142 mm real size  | JDB 250 | | | 80 | | |
| J DB 250: Standard length 2500 mm. With 2 x Returns. 2 outside corners 90°. J DB 400: Standard length 4000 mm. With 3 x Returns. 3 outside corners 90°. | JDB 400 | | | 116 | | |
| Ceiling panel, 16 mm thick, for mounting flush with front Decor horizontal, no edge all round. Height: 150 mm / 142 mm real size  | JDBFR | | | 12 | | |

 Height & length adjustment on site.

Only to be ordered on a commission basis.
Delivery time approx. 3 weeks

Price per 100 mm.

Total € page 6

| | Article no. | € | Items quantity | € total |
|---|-------------|----|-----------------------|----------------------|
| Aluminium base for sink unit with hinged door following the bottom at the front, raised 10 mm at the sides and back  | JSPBB45 | 22 | <input type="text"/> | <input type="text"/> |
| | JSPBB60 | 24 | <input type="text"/> | <input type="text"/> |
| | JSPBB90 | 32 | <input type="text"/> | <input type="text"/> |
| Plastic cutlery tray, anthracite for carcass depth 562 mm  | JBEI45 | 14 | <input type="text"/> | <input type="text"/> |
| | JBEI60 | 16 | <input type="text"/> | <input type="text"/> |
| | JBEI90 | 28 | <input type="text"/> | <input type="text"/> |
| Non-slip mat separate for carcass depth 562 mm  | JARM45 | 12 | <input type="text"/> | <input type="text"/> |
| | JARM60 | 14 | <input type="text"/> | <input type="text"/> |
| | JARM90 | 16 | <input type="text"/> | <input type="text"/> |
| Bottle rack in white aluminium colour for pull-outs, carcass width over 300 mm Length: 410 mm, width: 195 mm, height: 304 mm  | JFK | 84 | <input type="text"/> | <input type="text"/> |
| Plastic plinth shoe stainless steel coloured for modular panels 20 mm thick impact protection for floor-length modular shelf panels Versions... JRWSK20: To depth 735 mm  | JRWSK20 | 26 | <input type="text"/> | <input type="text"/> |
| Additional accessories | | | | |
| Plinth feet available as an addition 4 plinth feet, please mark the plinth feet height: <input type="checkbox"/> 75 mm <input type="checkbox"/> 105 mm <input type="checkbox"/> 125 mm <input type="checkbox"/> 150 mm | JZSF | 10 | <input type="text"/> | <input type="text"/> |
| Plinth feet for carousel corner unit available as an addition 6 plinth feet, please mark the plinth feet height: <input type="checkbox"/> 75 mm <input type="checkbox"/> 105 mm <input type="checkbox"/> 125 mm <input type="checkbox"/> 150 mm | JZSK | 14 | <input type="text"/> | <input type="text"/> |
| Handles available as an addition 1 Standard handle | JGRS | 18 | <input type="text"/> | <input type="text"/> |
| | | | Total € page 7 | <input type="text"/> |

Dealer

The customer named below makes a binding order for the items marked in this brochure for the items on page 1 mentioned delivery and payment conditions. The general terms and conditions of the seller named above also apply.

Total € page 2

Total € page 3

Total € page 4

Total € page 5

Total € page 6

Total € page 7

Total in EUR

Total in €

 Pick up on

 Delivery (Scheduling after separate agreement)

Account-No., Company

Dealer

Street, No.

Land, Postcode, City

Phone, E-Mail

Place, Date, Signature

Orders to: auftrag@kuhlmannkueche.de

kuhlmann 
Meine Küche. Made in Germany.

RWK & Kuhlmann Küchen GmbH, Unterer Hellweg 2/4, D-32584 Löhne
Fon +49 (0) 5732 9816-0, Fax +49 (0) 5732 9816-100, info@kuhlmannkueche.de, www.kuhlmannkueche.de

Subject to errors, printing errors and technical modifications.