

## New wall unit fitting incl. continuous mounting rail

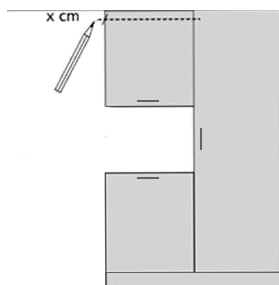
December 2020

Dear trade partner.

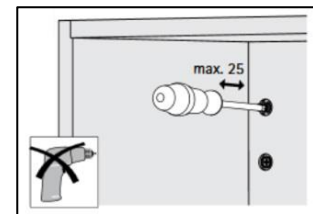
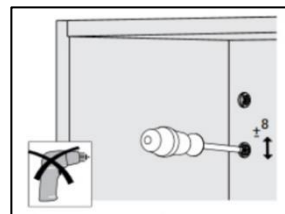
Today we would like to inform you about a technical development in our company. From delivery week 03/2021 we will change the mounting for our wall units. The novelty will be a continuous mounting rail, suitable to all standard unit widths.

Please pass on the following information directly to your installation team.

The drilling positions for fitting the mounting rails are significantly changed by this technical development. In case the wall and tall units will be flush fitted on top, the drilling position changes from 35 mm "from above" to 48 mm "from above"!



"X" approx. 48,0mm (old 35,0mm)  
(x = distance from  
top edge of wall unit  
to hole (centre) in mounting rail).



The continuous mounting rail will be locked in place on site and offers the following advantages: The wall unit can remain safely in its packaging until the fitting of the wall units is finished. The mounting rail is removable from the outside and can be used together with the mounting material from the accessory box.

Wall units in special widths will be delivered with the well known short mounting rail (Art.nr.: ML15).



If you have any questions regarding this adjustment, please do not hesitate to contact our sales team or your responsible agent. We assume that this improvement will be positively evaluated and remain

With kind regards from Löhne

Your RWK & Kuhlmann Küchen GmbH

  
ppa. Christian Reupke  
Sales manager

  
A. Jens Urban  
Head of order processing